


RedySmart® Series

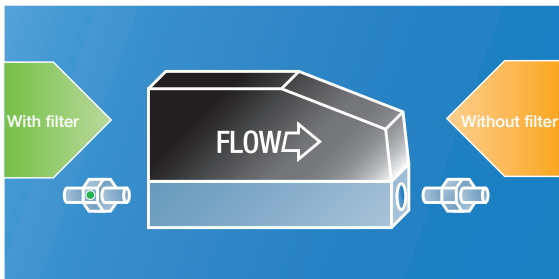
Compression Fittings with 50µ Filter

The fittings are delivered in pairs and must be mounted as follows: with filter at the inlet and without filter at the outlet.



Fitting with filter
(marked with one green dot)

Fitting without filter



Mounting of the fittings

Versions (stainless-steel 1.4404 / 316L)

Seals in FKM

328-1011
328-1012
328-1013
328-1014
328-1006
328-1007

Seals EPDM

328-1031
328-1032
328-1033
328-1034
328-1026
328-1027

Type/Connections

G 1/4" to 6mm
G 1/4" to 1/4"
G 1/4" to 12mm
G 1/4" to 1/2"
G 1/2" to 12mm
G 1/2" to 1/2"

Pressure loss (air)

Flow

5 l/min
20 l/min
40 l/min
60 l/min

Pressure loss G 1/4"

2.2 mbar
25 mbar
85 mbar
180mbar

Flow

50 l/min
100 l/min
200 l/min
300 l/min
400 l/min

Pressure loss G 1/2"

5 mbar
10 mbar
30 mbar
70mbar
140mbar

Dimensions (mm)

Type

G 1/4" to 6mm
G 1/4" to 1/4"
G 1/4" to 12mm
G 1/4" to 1/2"
G 1/2" to 1/2"
G 1/2" to 12mm

O

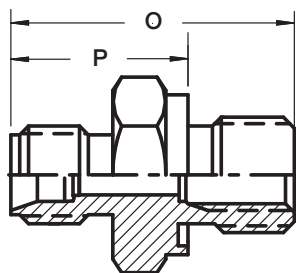
29
29
32.5
32.5
34.7
36.7

P

19
19
21.5
21.5
21
22.7

Wrench size

19
19
22
22
27
27



Dimensions (without connecting nut)

O = Overall length

P = Outside length after mounting

Mounting

The fitting with filter must be mounted at the inlet (in the direction of the flow).

Do not injure the seals (O-rings) during mounting.

Please do not use liquid sealants or Teflon tape for sealing the threads.